

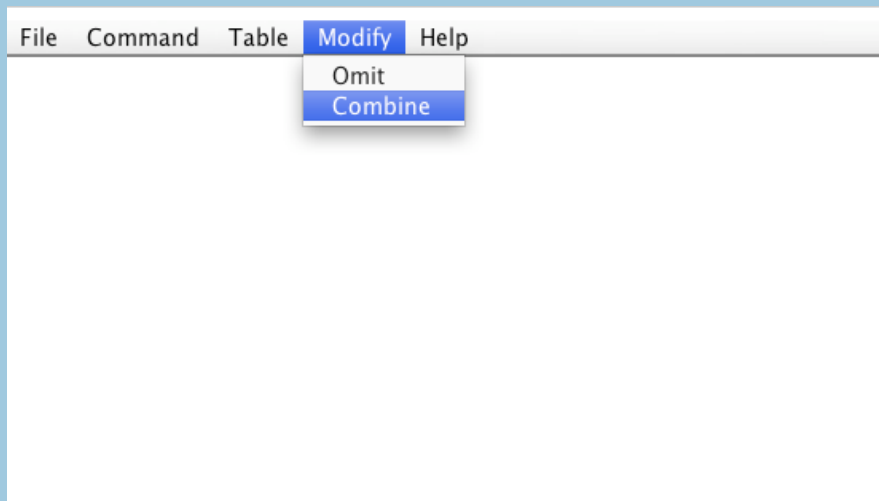
DataCounts! Exploring Society by the Numbers

WebCHIP 2.0 How-To

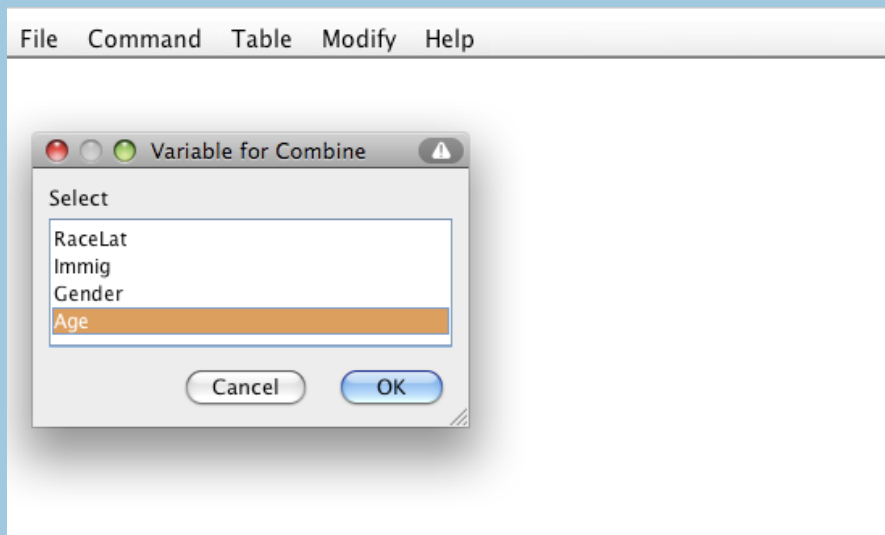
Combine Variable Categories



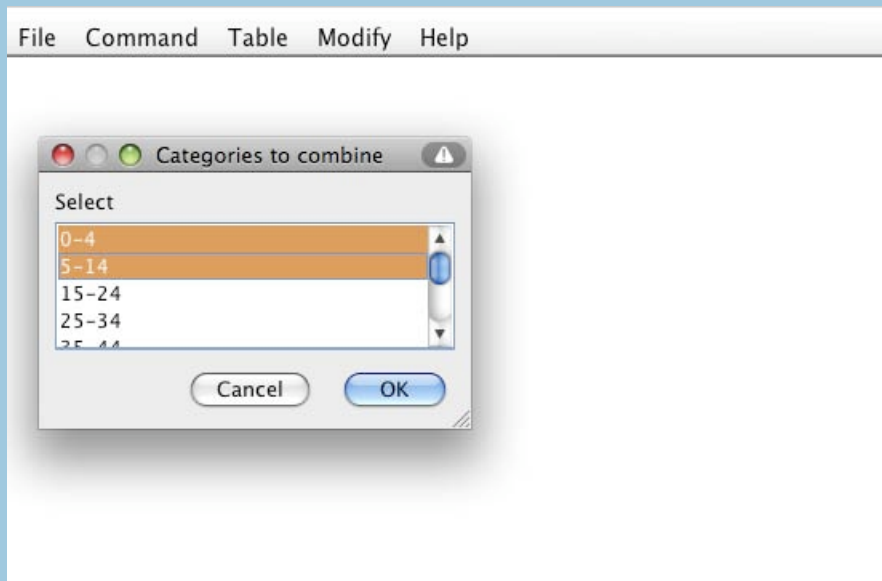
- (1) Open the dataset in WebCHIP 2.0.
- (2) Select **Modify > Combine**



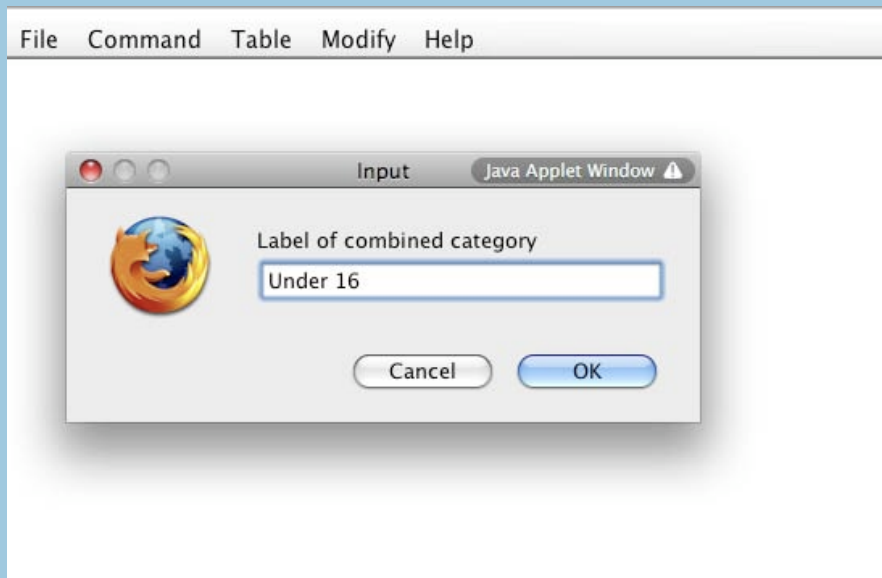
- (3) A box will appear to select the variable to be modified.



- (4) Another box will appear with the selected variable's categories. Select the categories to be combine by holding down CTRL (PC) or Command (Mac). Multiple categories can be selected.



- (5) Finally, a box will appear where a label for the new, combine category.



(6) WebCHIP will output the omitted variable categories.

File	Command	Table	Modify	Help
Categories combined: 0-4 5-14				

(7) Looking at a Marginals table, the omitted categories should no longer exist under the specified variable.

File	Command	Table	Modify	Help			
Categories combined: 0-4 5-14							
RaceLat							
	NLwhite	Black	Asian	Latino	AmIndian	NLOther	NLMulti
	66.2%	12.4%	4.5%	14.4%	0.8%	0.3%	1.5%
	198,127,040	37,061,256	13,539,049	43,123,864	2,393,326	769,885	4,384,021
Immig							
	Native	FB<1980	FB80-89	FB90-99	FB00-04		
	87.5%	2.9%	2.6%	3.8%	3.2%		
	261,929,056	8,657,966	7,924,738	11,455,316	9,431,367		
Gender							
	Male	Female					
	49.2%	50.8%					
	147,423,344	151,975,184					
Age							
	Under 16	15-24	25-34	35-44	45-54	55-64	65+
	20.3%	14.2%	13.3%	14.7%	14.5%	10.6%	12.4%
	60,813,992	42,603,616	39,847,816	44,022,696	43,270,160	31,646,302	37,193,892

(8) To combine categories in other variables, repeat the process.

(9) To restore the dataset back to its original form, reload the browser.